



Tilt Renewables

Infratil Investor Day

10 April 2019



AGENDA

- 12 month highlights
- Delivering the strategy
- Current company position
- Look to the future

Overall Highlights for FY2019



Operational Performance

- Fleet availability 96.7% (11 months)
- Full year production >2TWh
- Team size up to 43
- Trading electricity commenced and LGCs continued
- Safety performance to be improved
- Large fleet (322 machines, 6 sites, 2 countries)
- Oldest turbines providing useful experience
- Experience with latest turbines also useful



Shareholder Value Growth

- Salt Creek 54MW delivered (A\$100M)
- Dundonnell 336MW in construction (~A\$560M), A\$20-25M annual cash flow contribution
- Secured ~A\$260M equity and ~A\$300M debt
- Waverley progressing to investment decision
- Snowtown battery progressing carefully
- ~NZ\$1.126B market capitalisation* (this time last year ~NZ\$563M) = **+100%**

* At 1 April 2019



Pipeline Enhancement

- Liverpool up to 1GW
- Waverley now 130MW
- Consented solar at 660MW
- Total pipeline to 3440MW
- 25 projects, in 5 AU States and both islands in NZ
- 13 projects progressed to near term ready
- Storage and firming options available, including several battery sites
- NZ pipeline expansion

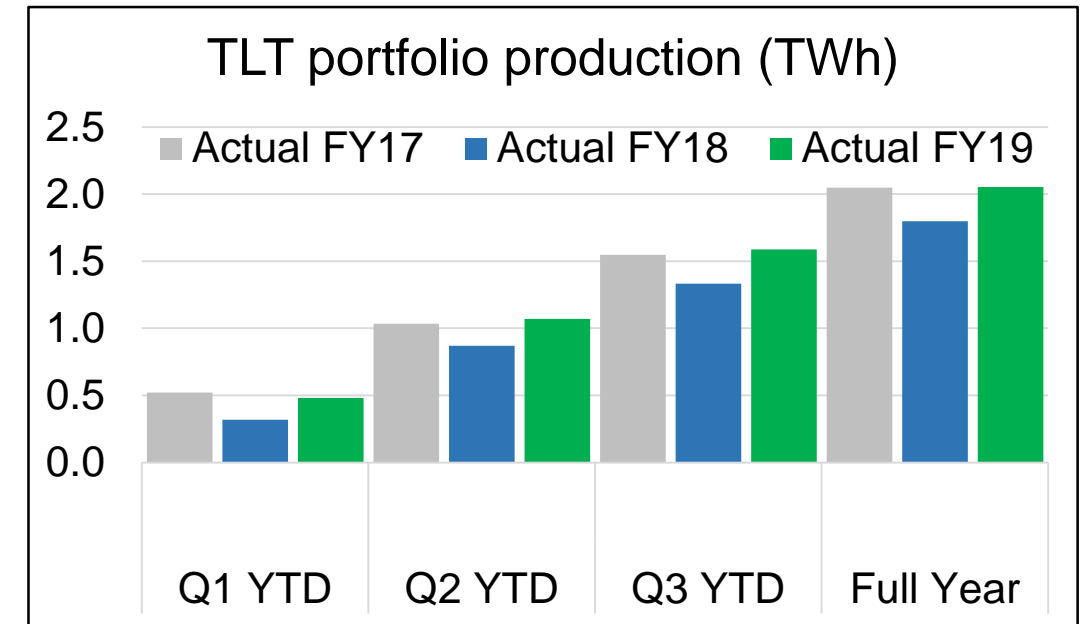
Operational Highlights for FY2019

Soft Q4 wind brings full year production back to “P50”

- 9 months production to 31 December 2018 was 1.6 TWh
- Soft March quarter wind conditions in AU and NZ
- Full year production was just above 2 TWh, in-line with long term expectations

Development progress provides some EBITDAF upside

- Dundonnell Financial Close - 14 November 2018
 - Current year external spend and TLT labour costs capitalised
- Waverley Wind Farm continues to progress
 - Turbine procurement well advanced on 130MW layout
 - Partnering with Genesis Energy on offtake
 - Tracking along pathway to 2019 investment decision



Opening of Vestas Renewables Energy Hub following VRET successful bid

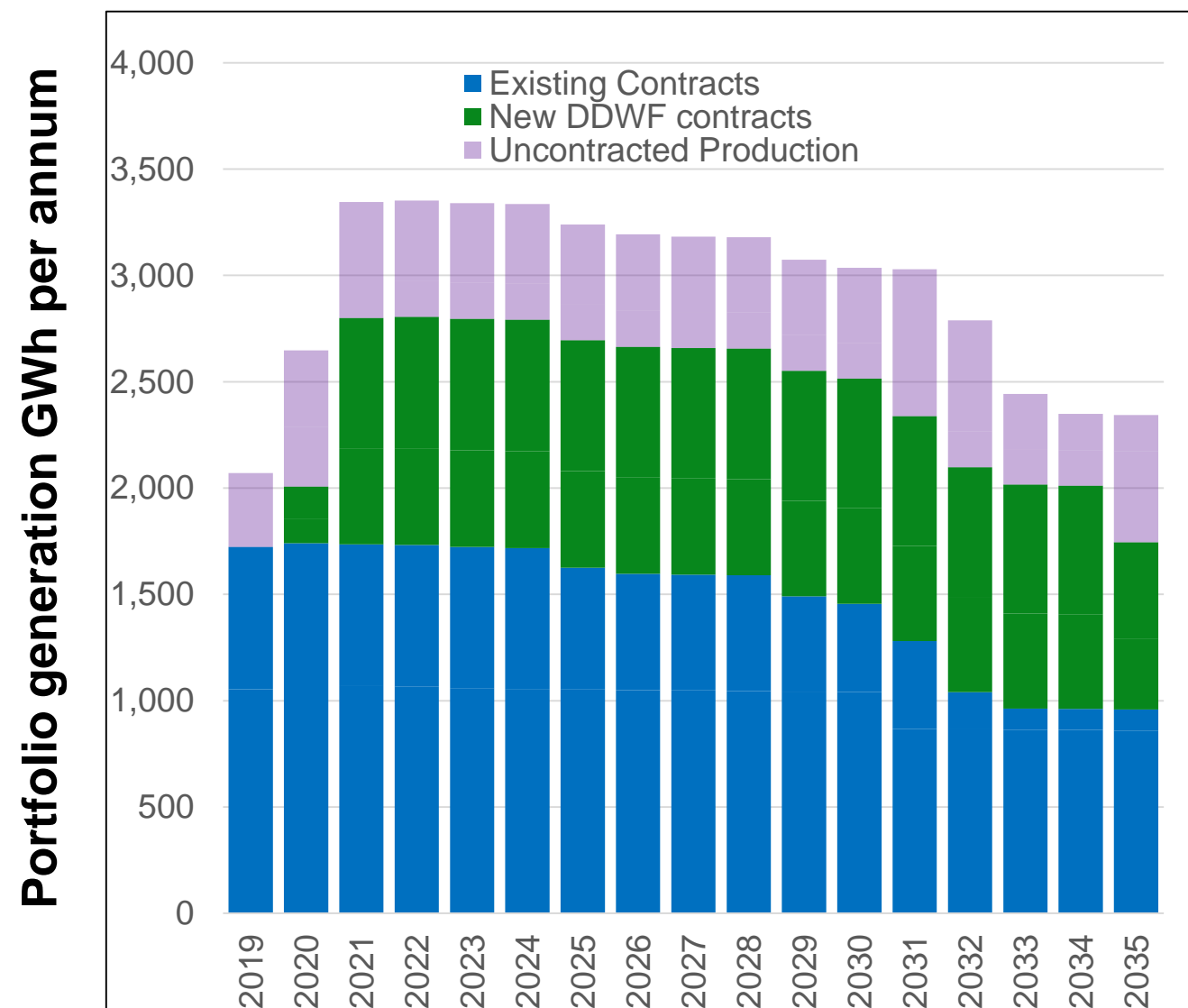
FY2019 EBITDAF result expected to be at lower end of A\$134 to A\$138 million guidance range

(noting this range was increased from the original A\$120 to A\$127 million range)

Strategy Execution – Setting Up Our Future

- Salt Creek delivered, on time and budget
- Dundonnell contracted at 87% - maintains room for further merchant exposure in portfolio
- Majority of production (>80%) contracted out to 2035 (key differentiator)
- PPA counterparties are Tier 1 retailers in Australia and New Zealand plus Victorian Government
- Waverley set for investment decision late in 2019

Revenue Contract Mix (incl. Dundonnell)

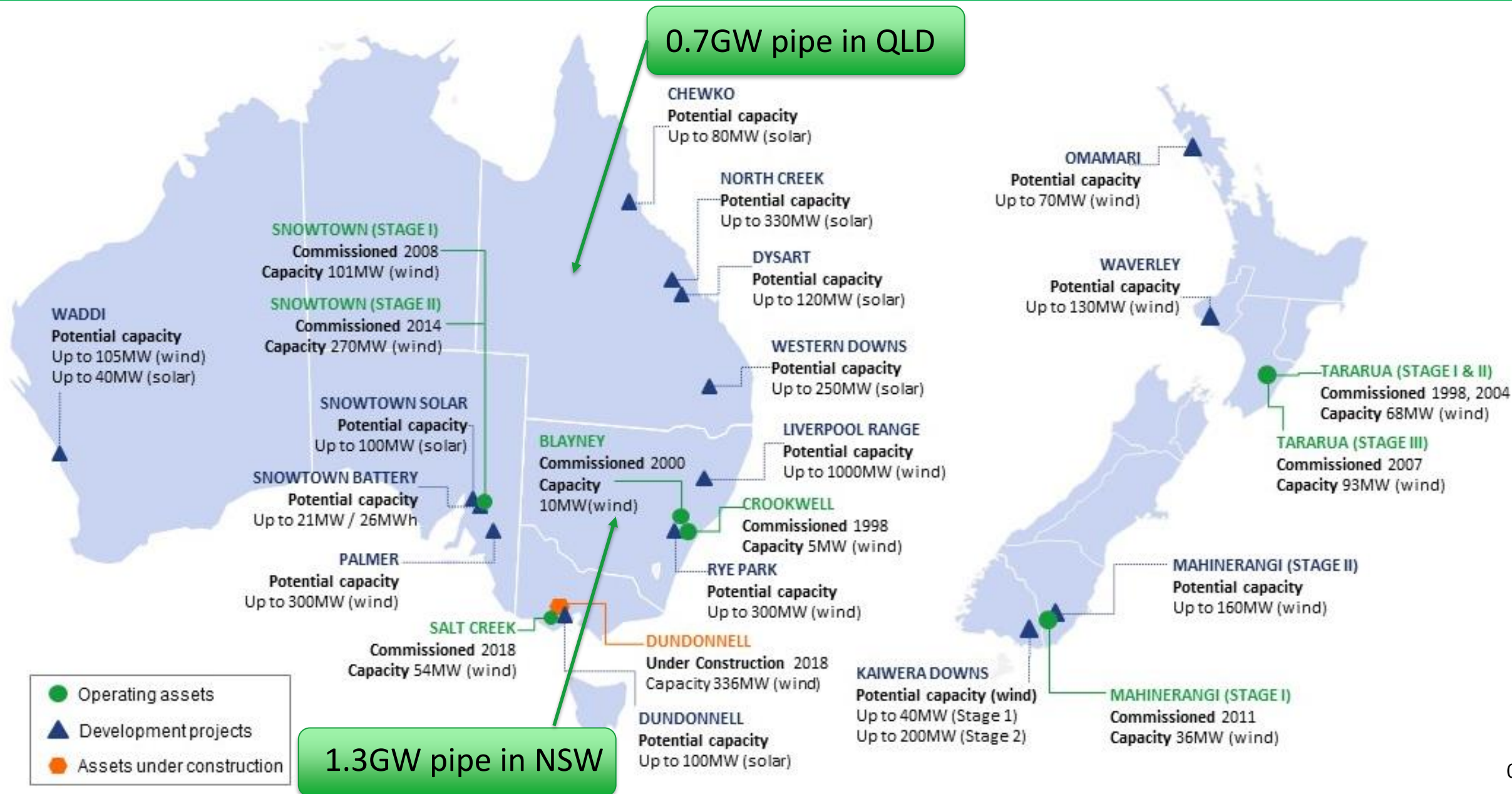


Source: Tilt Renewables indicative P50 production offtake profile



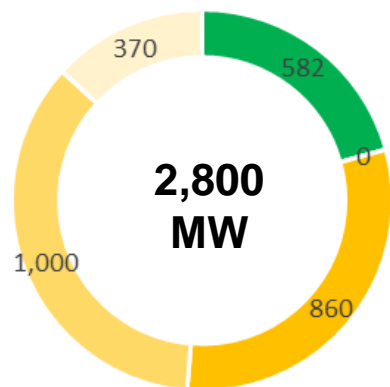
Operational and Development Projects - Geographical View

636 MW operational across 322 turbines → 973 MW with Dundonnell across 402 turbines



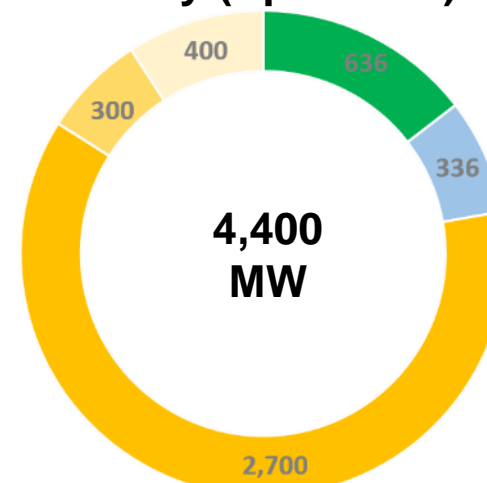
Summarised Company Update – At Demerger vs Today

Demerger (October 2016)



2.5 years
A\$660M new
investment
committed


Today (April 2019)



■ Operational
 ■ Construction
 ■ Approved
 ■ Seeking Approval
 ■ Feasibility

Renewables capacity MW	Demerger (October 2016)	Today (April 2019)	Key progress
Operational	582	636	Salt Creek WF delivered
Construction	-	336	Dundonnell WF in construction
Committed Portfolio	582	972	+390MW (+67%)
Approved	~860	~2,700	NEW Solar / battery options
Seeking Approval	~1,000	~300	Medium-term options progressed
Feasibility	~370	~440	NEW QLD and NSW focus
Development Pipeline MW	~2,230	~3,440	+1,210MW
TLT Portfolio + Pipeline	~2,800	~4,400	+1,600MW

The Future for TLT?



Operational Outlook for FY2020

FY2020 earnings reflects portfolio before Dundonnell

- Full 12 months of Salt Creek under Meridian PPA
- P50 portfolio production circa 2 TWh
- Energy pricing reflects largely contracted position
- LGCs fully contracted (via PPA or forward sales)
- Operations & maintenance fully contracted
- Dundonnell will still be under construction at March 2020

Corporate / Development spend 'right sized'

- Team sized to be Dundonnell ops-ready and bring further investment options from the pipeline
- Discretionary development 'baseline' spend ~ A\$7M

FY2020 is a springboard year before Dundonnell comes on line by mid FY2021 with full year cash EBITDAF uplift ~A\$45M

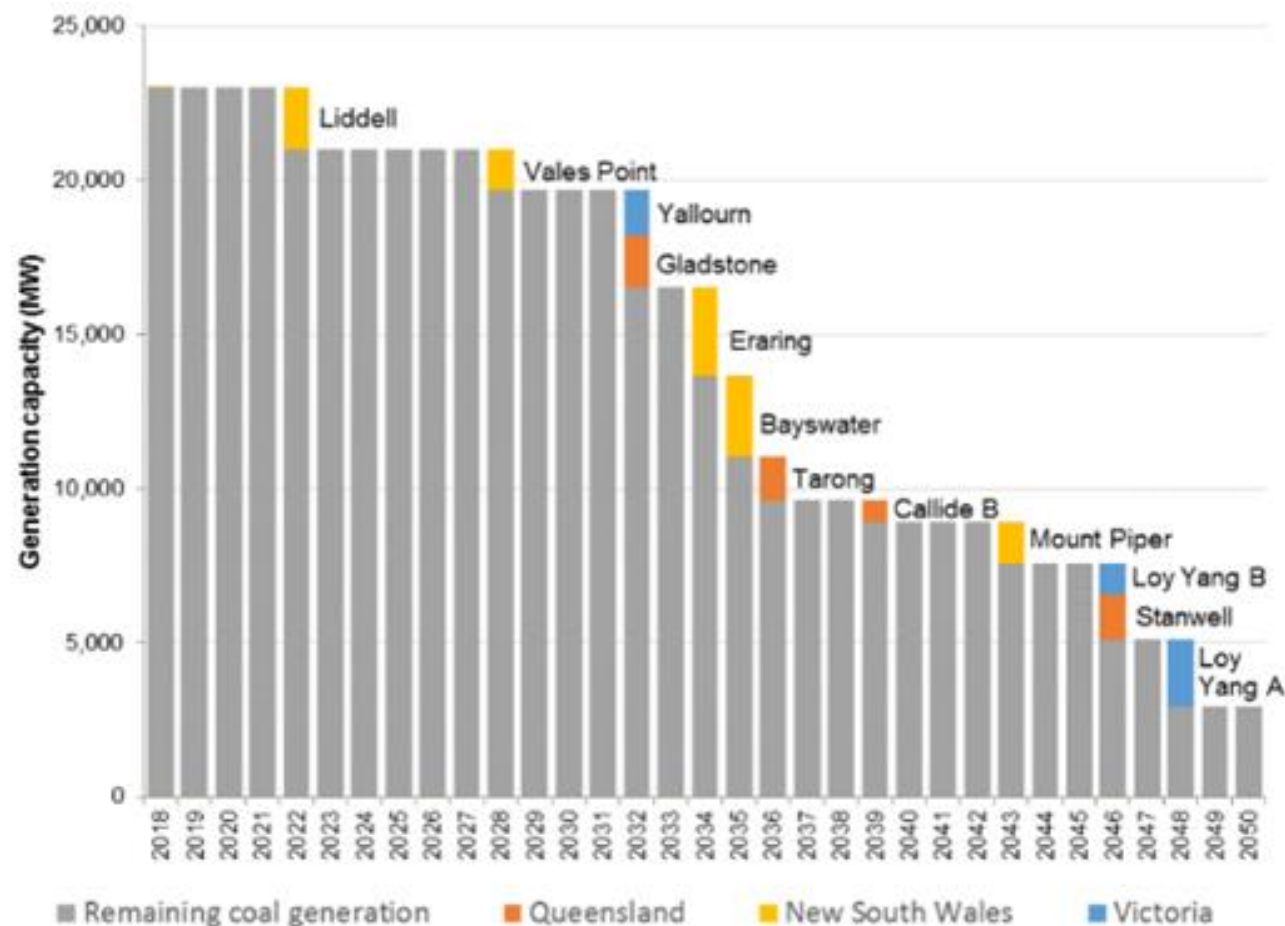
Area	Relative to FY19
Production	↔ P50 assumed, Salt Creek full year offset by some SA curtailment
Energy pricing	↔ in line, full year Salt Creek under PPA offsets Snowtown 1 merchant uplift
LGC pricing	↔ in line. Non-PPA LGCs fully contracted at higher prices for Cal-2019 vintage, Cal-2020 prices lower
Opex	↑ Snowtown 2 and Tararua 1&2 O&M \$/MWh step-up
New projects	↔ No budgeted Dundonnell revenue or cost impact to FY20 EBITDAF
Corporate	↑ Moderate growth in line with scale of business
Development	↔ Baseline in line with history plus ability to flex up/down with market conditions

FY2020 EBITDAF guidance expected to be in the range of A\$122 to A\$129 million

Long-term Fundamentals for Australian Renewables Remain Encouraging

- Decarbonisation of Australia's electricity market will continue over the next 20 – 30 years, as coal fired power stations reach 'end of life' and are replaced by lower cost renewables
- Private sector investment in new coal-fired capacity is unlikely and Government underwriting is looking doubtful
- Recent transition to international gas pricing make CCGTs uneconomic for coal replacement

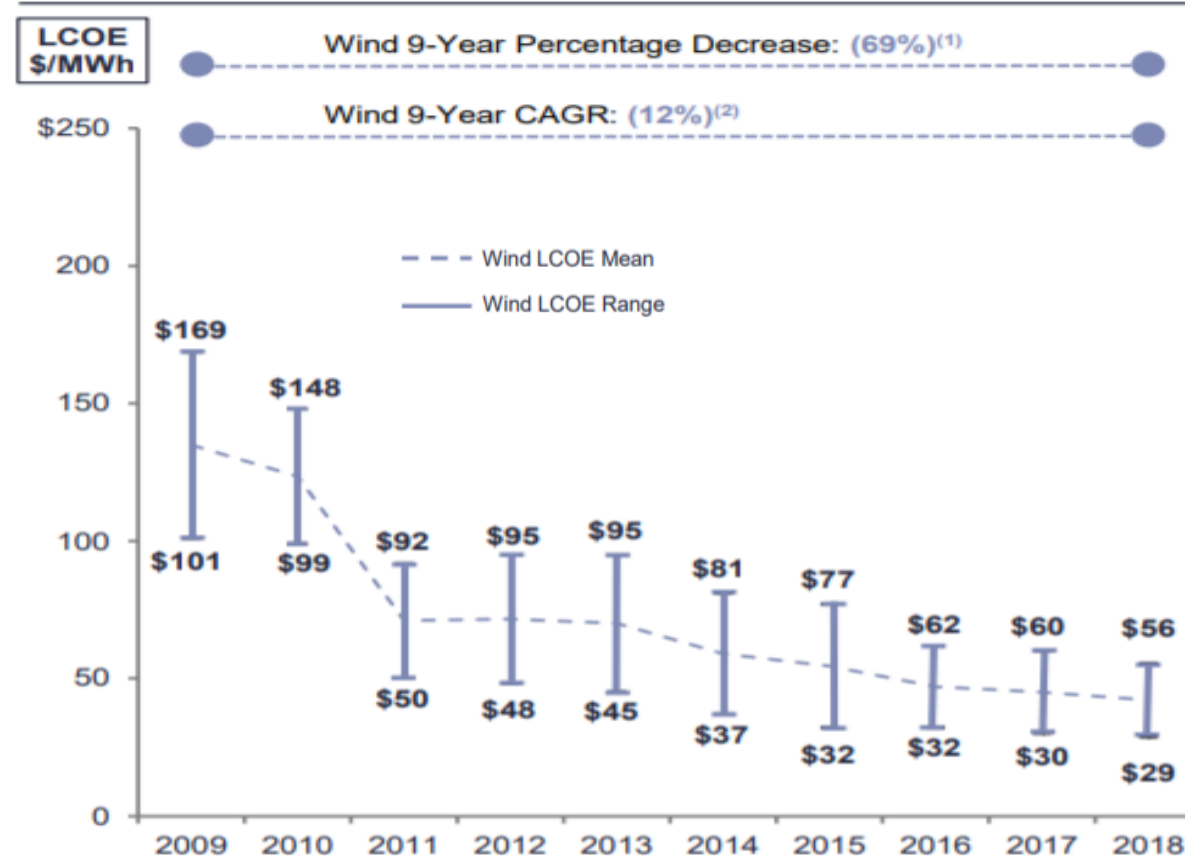
NEM wide coal-fired generation closure profile (life based)



Source: AEMO

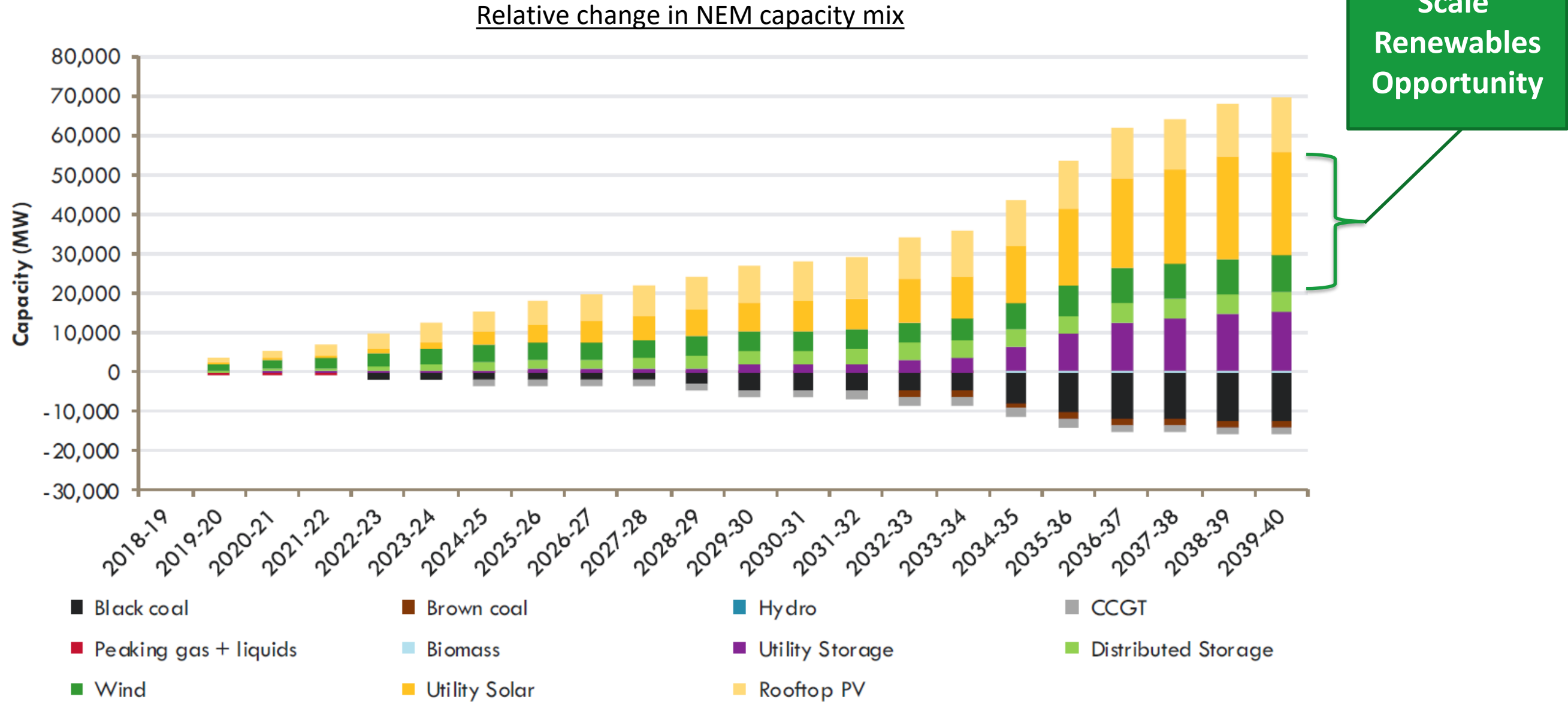
Renewable costs have fallen below newbuild coal/gas

Unsubsidized Wind LCOE (Prices USD)



Source: Lazard's Levelised Cost of Energy (LCOE) Analysis—Version 12.0

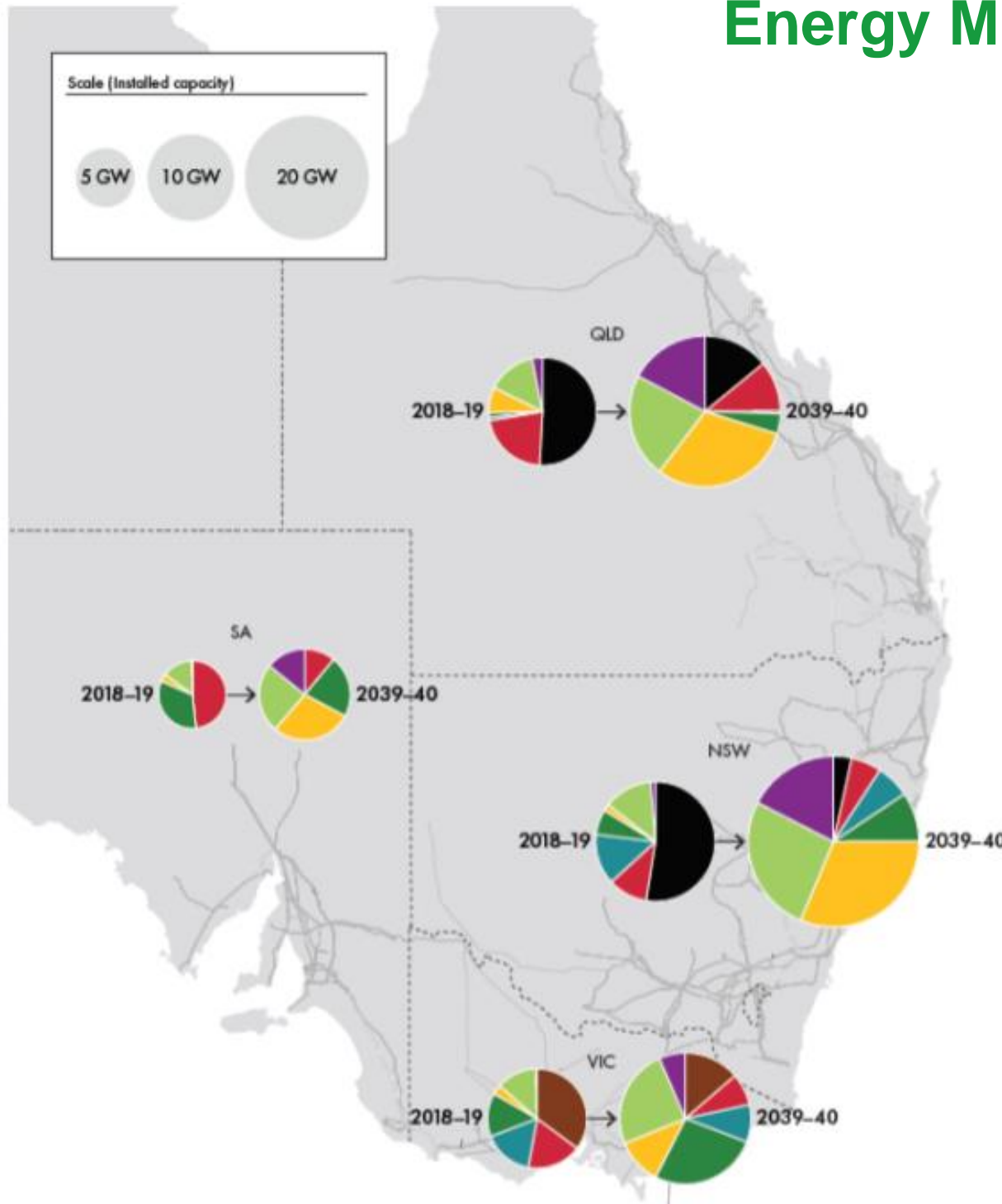
Energy Transition Underway in Australia




Energy Mix Change Depends on the State

Key Points

- Overall growth in demand
- Move away from coal
- Utility storage plays a role, especially in heavy solar penetration areas
- Transmission system must adapt



Generation Mix



Australian Market - Short Term Pain is Real

Policy

Energy & Climate will be Federal election issues

COP21 reductions remain committed to

Policy change and market intervention risk

QLD, VIC and ACT have renewables targets

Govt owned renewables platforms (Snowy, Clean Co)

Increasing ARENA and CEFC funding

Potential for transmission investment could be helpful

Technical

Transmission system a huge constraint (connection, losses and curtailment)

Solar is very challenging

Wind site quality reducing, offset by technology advances

Increasing complexity in planning processes

Market capacity to deliver is under stress

Commercial

Traditional PPA market is fairly stagnant, tenors tightening

Government CfDs are likely future option.

Potential for market over-supply

LCOE becomes key focus

Connection costs and time

Curtailment and loss factors

Banks are more curious about projects after some set backs

Strategic Considerations Australian Market

Patience is required



Strategic Considerations New Zealand Market

Opportunity will knock



Summary

- Strategy of securing a range of development options and delivering into opportunities, is being successfully executed
- Immediate focus is on Dundonnell delivery, the performance of the operational business and the next growth options
- Core Australia investment thesis remains valid
- New Zealand will provide further opportunity
- Maintaining a diverse portfolio of high quality development options will allow various growth opportunities to be captured
- Relationships with suppliers/stakeholders remain critical to gain early access to technology advances
- Funding flexibility and cost diversity is required to compete – debt and equity funding structures can be different for each project (development or operational)
- Corporate scale efficiencies will be important to capture additional levelised cost of energy advantage





Thank you



Disclaimer

This presentation is issued by Tilt Renewables Limited. While all reasonable care has been taken in the preparation of this presentation, Tilt Renewables Limited and its related entities, directors, officers and employees (collectively “Tilt Renewables”) do not accept, and expressly disclaim, any liability whatsoever (including for negligence) for any loss howsoever arising from any use of this presentation or its contents. This presentation is not intended to constitute legal, tax, investment or accounting advice or opinion. No representation or warranty, expressed or implied, is made as to the accuracy, completeness or thoroughness of the content of the information. All information included in this presentation is provided as at the date of this presentation. Except as required by law or NZX or ASX listing rules, Tilt Renewables is not obliged to update this presentation after its release, even if things change materially. The reader should consult with its own legal, tax, investment or accounting advisers as to the accuracy and application of the information contained herein and should conduct its own due diligence and other enquiries in relation to such information. The information in this presentation has not been independently verified by Tilt Renewables. Tilt Renewables disclaim any responsibility for any errors or omissions in the information contained in this presentation, including market statistics, financial projections and forecasts. No representation or warranty is made by or on behalf of the Tilt Renewables that any projection, forecast, calculation, forward-looking statement, assumption or estimate contained in this presentation should or will be achieved. Any forward-looking statements or projections are based upon current expectations and involve risks and uncertainties. Actual results may differ materially to those stated in any forward-looking statement or projections based on a number of important factors and risks that are not all within the control of Tilt Renewables and cannot be predicted by Tilt Renewables. This presentation may contain a number of non-GAAP financial measures. Because they are not defined by GAAP or IFRS, they should not be considered in isolation from, or construed as an alternative to, other financial measures determined in accordance with GAAP. Although Tilt Renewables believes they provide useful information in measuring the financial performance of Tilt Renewables Limited, readers are cautioned not to place undue reliance on any non-GAAP financial measures. Tilt Renewables does not guarantee the performance of Tilt Renewables Limited, the repayment of capital or a particular rate of return on Tilt Renewables Limited securities. Tilt Renewables is not a financial adviser and is not licensed to provide investment advice. This presentation is for general information only and does not constitute investment advice or an offer, inducement, invitation or recommendation in respect of Tilt Renewables Limited securities. The reader should note that, in providing this presentation, Tilt Renewables has not considered the objectives, financial position or needs of the reader. The reader should obtain and rely on its own professional advice from its legal, tax, investment, accounting and other professional advisers in respect of the reader’s objectives, financial position or needs. The contents of this presentation may not be reproduced or republished in any manner without the prior written consent of Tilt Renewables.

IMPORTANT NOTICE Nothing in this presentation should be construed as either an offer to sell or a solicitation of an offer to buy Tilt Renewables Limited securities in the United States or any other jurisdiction. Securities may not be offered or sold in the United States or to, or for the account or benefit of, US persons (as such term is defined in Regulation S under the US Securities Act of 1933) unless they are registered under the Securities Act or exempt from registration.